

SETT setup tool

for your machining centre

fast

precise

easy




Setting the position:

- Magazine to tool changer
- Tool changer to spindle
- Pick-up magazine to spindle

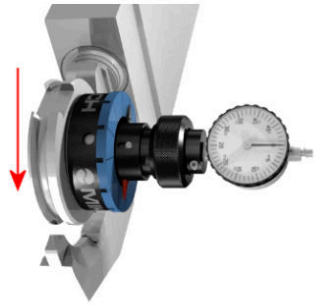
Detailed information on the rear

SETT setup tool


It is so easy:




1. Insert the MIKSCH test adapter



2. Insert the measurement unit



3. Join the components



4. Place the stylus and measure

Your advantages at a glance:

- Measuring the eccentricity
- Measuring the axial clearance

Further information on www.miksch.de

The product has been filed for a patent

Miksch GmbH • Reutlinger Straße 5 • 73037 Göppingen
Phone: +49 7161 6724-0 • Fax: +49 7161 14429
E-Mail: miksch@miksch.de • www.miksch.de

